





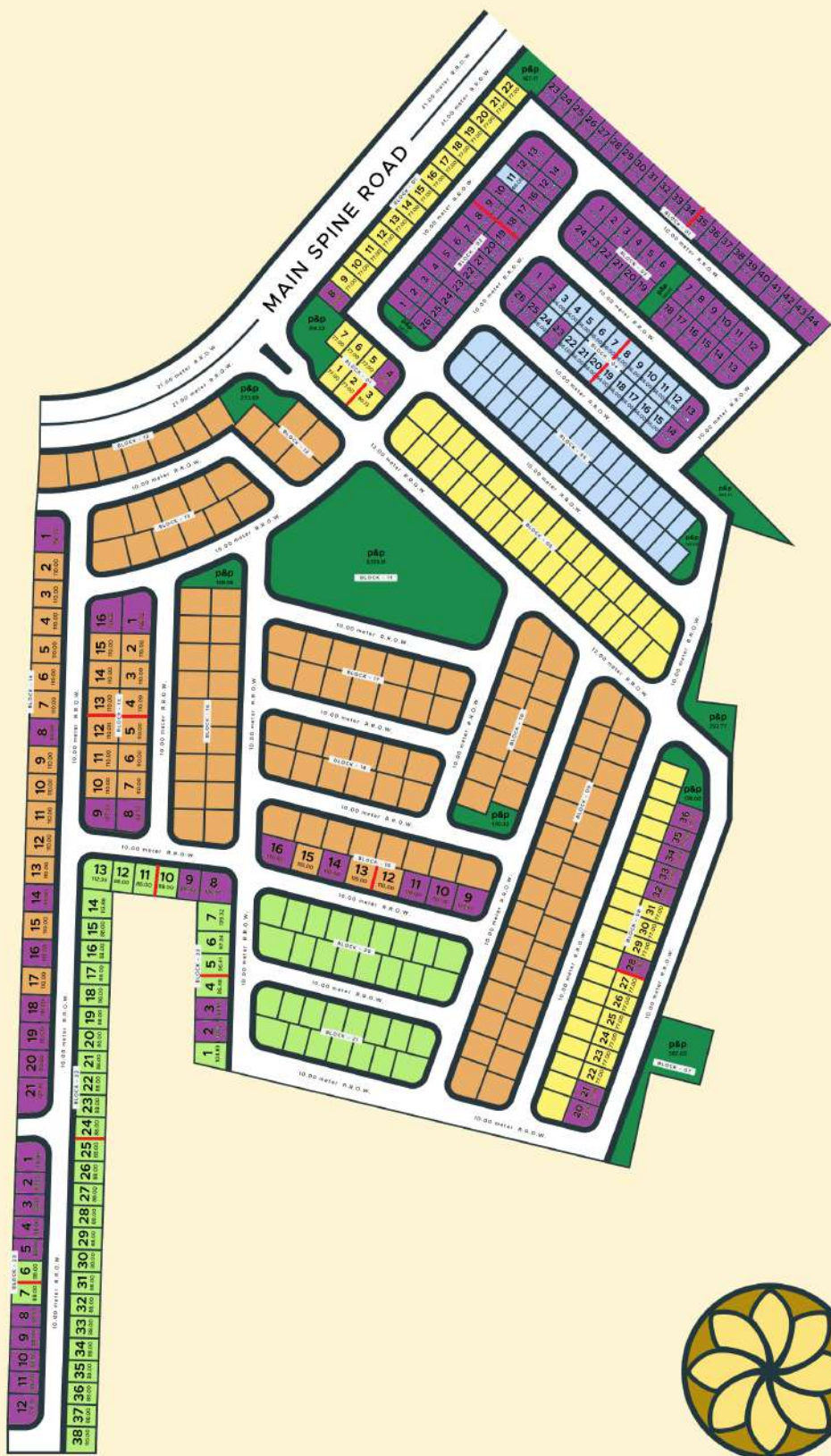




-  Magnum
-  Rocca
-  Vita
-  Oro
-  Fresco
-  Hold



INTALIO
ESTATES



- Magnum
- Vita
- Oro
- Fresco



INTALIO
ESTATES

Sample Computation

Phase	2
Block	4
Lot	4
Unit	FRESCO
Firewall Orientation	SA
Actual Lot Area	66
Floor Area	45
Remaining Equity (in months)	23



FRESCO SAMPLE COMPUTATION		
Total Selling Price	:	2,922,673.03
Less: RF Discount (Promo)	:	(5,000.00)
Less: TSP Discount (Promo)	:	(25,000.00)
Net Total Selling Price	:	2,917,673.03
Add: 12% Vat	:	-
Add: Legal & Misc. Fees	:	292,267.30
Total Contract Price	:	3,209,940.34

STANDARD EQUITY COMPUTATION		
Down Payment (20%)	:	641,988.07
Holding Fee	:	(15,000.00)
Less: Promo for the Month	:	-
Net Equity Payment	:	626,988.07
Monthly Equity (23 months)	:	27,260.35
Loanable Amount (80%)	:	2,567,952.27

STEP UP EQUITY COMPUTATION		
Downpayment (0.15)	:	496,491.05
20%	:	12,412.28
30%	:	18,618.41
50%	:	35,463.65
Loanable Amount (0.85)	:	2,728,449.29

BANK FINANCING					
No. of years	Rate	Standard (20%)		Step-up (%)	
		Amortization	Income Req	Amortization	Income Req
5 yrs	8.5%	52,685.47	159,652.95	55,978.32	169,631.26
10 yrs	8.5%	31,838.93	96,481.62	33,828.87	102,511.72
15 yrs	8.5%	25,287.64	76,629.22	26,868.12	81,418.54
20 yrs	8.5%	22,285.29	67,531.17	23,678.12	71,751.87

Step Up in %		15%
Step Up in Months	1st	8
	2nd	8
	3rd	7
		23

Sample Computation

Phase	2
Block	4
Lot	11
Unit	FRESCO
Firewall Orientation	SA
Actual Lot Area	66
Floor Area	45
Remaining Equity (in months)	27



FRESCO SAMPLE COMPUTATION		
Total Selling Price	:	2,922,673.03
Less: RF Discount (Promo)	:	(5,000.00)
Less: TSP Discount (Promo)	:	(25,000.00)
Net Total Selling Price	:	2,917,673.03
Add: 12% Vat	:	-
Add: Legal & Misc. Fees	:	292,267.30
Total Contract Price	:	3,209,940.34

STANDARD EQUITY COMPUTATION		
Down Payment (20%)	:	641,988.07
Holding Fee	:	(15,000.00)
Less: Promo for the Month	:	-
Net Equity Payment	:	626,988.07
Monthly Equity (27 months)	:	23,221.78
Loanable Amount (80%)	:	2,567,952.27

STEP UP EQUITY COMPUTATION		
Downpayment (0.15)	:	496,491.05
20%	:	11,033.13
30%	:	16,549.70
50%	:	27,582.84
Loanable Amount (0.85)	:	2,728,449.29

BANK FINANCING					
No. of years	Rate	Standard (20%)		Step-up (%)	
		Amortization	Income Req	Amortization	Income Req
5 yrs	8.5%	52,685.47	159,652.95	55,978.32	169,631.26
10 yrs	8.5%	31,838.93	96,481.62	33,828.87	102,511.72
15 yrs	8.5%	25,287.64	76,629.22	26,868.12	81,418.54
20 yrs	8.5%	22,285.29	67,531.17	23,678.12	71,751.87

Step Up in %		15%
Step Up in Months	1st	9
	2nd	9
	3rd	9
		27

Sample Computation

Phase	2
Block	14
Lot	2
Unit	MAGNUM
Firewall Orientation	SA
Actual Lot Area	110
Floor Area	90
Remaining Equity (in months)	32



MAGNUM SAMPLE COMPUTATION		
Total Selling Price	:	5,294,429.68
Less: RF Discount (Promo)	:	(5,000.00)
Less: TSP Discount (Promo)	:	(75,000.00)
Net Total Selling Price	:	5,289,429.68
Add: 12% Vat	:	625,731.56
Add: Legal & Misc. Fees	:	529,442.97
Total Contract Price	:	6,444,604.21

STANDARD EQUITY COMPUTATION		
Down Payment (20%)	:	1,288,920.84
Holding Fee	:	(15,000.00)
Less: Promo for the Month	:	-
Net Equity Payment	:	1,273,920.84
Monthly Equity (32 months)	:	39,810.03
Loanable Amount (80%)	:	5,155,683.37

STEP UP EQUITY COMPUTATION		
Downpayment (0.15)	:	981,690.63
25%	:	22,311.15
35%	:	31,235.61
40%	:	39,267.63
Loanable Amount (0.85)	:	5,477,913.58

BANK FINANCING					
No. of years	Rate	Standard (20%)		Step-up (%)	
		Amortization	Income Req	Amortization	Income Req
5 yrs	8.5%	105,776.74	320,535.57	112,387.79	340,569.05
10 yrs	8.5%	63,923.10	193,706.35	67,918.29	205,813.00
15 yrs	8.5%	50,770.05	153,848.65	53,943.18	163,464.19
20 yrs	8.5%	44,742.22	135,582.48	47,538.61	144,056.38

Step Up in %		15%
Step Up in Months	1st	11
	2nd	11
	3rd	10
		32

Sample Computation

Phase	1
Block	25
Lot	47
Unit	MAGNUM
Firewall Orientation	F2F
Actual Lot Area	110
Floor Area	90
Remaining Equity (in months)	9



MAGNUM SAMPLE COMPUTATION	
Total Selling Price	5,549,088.86
Less: RF Discount (Promo)	(5,000.00)
Less: TSP Discount (Promo)	(75,000.00)
Net Total Selling Price	5,469,088.86
Add: 12% Vat	656,290.66
Add: Legal & Misc. Fees	554,908.89
Total Contract Price	6,680,288.41

STANDARD EQUITY COMPUTATION	
Down Payment (20%)	1,336,057.68
Holding Fee	(15,000.00)
Less: Promo for the Month	-
Net Equity Payment	1,321,057.68
Monthly Equity (9 months)	146,784.19
Loanable Amount (80%)	5,344,230.73

STEP UP EQUITY COMPUTATION	
Downpayment (0.1)	683,028.84
25%	56,919.07
35%	79,686.70
40%	91,070.51
Loanable Amount (0.9)	6,012,259.57

BANK FINANCING					
No. of years	Rate	Standard (20%)		Step-up (%)	
		Amortization	Income Req	Amortization	Income Req
5 yrs	8.5%	109,645.08	332,257.81	123,350.71	373,790.04
10 yrs	8.5%	66,260.81	200,790.34	74,543.41	225,889.13
15 yrs	8.5%	52,626.75	159,475.01	59,205.10	179,409.39
20 yrs	8.5%	46,378.48	140,540.84	52,175.79	158,108.44

Step Up in %		10%
Step Up in Months	1st	3
	2nd	3
	3rd	3
		9

Sample Computation

Phase	2
Block	1
Lot	1
Unit	ORO
Firewall Orientation	SA
Actual Lot Area	77
Floor Area	60
Remaining Equity (in months)	25



ORO SAMPLE COMPUTATION

Total Selling Price	:	4,184,628.90
Less: RF Discount (Promo)	:	(5,000.00)
Less: TSP Discount (Promo)	:	(30,000.00)
Net Total Selling Price	:	4,179,628.90
Add: 12% Vat	:	497,955.47
Add: Legal & Misc. Fees	:	418,462.89
Total Contract Price	:	5,096,047.26

STANDARD EQUITY COMPUTATION

Down Payment (20%)	:	1,019,209.45
Holding Fee	:	(15,000.00)
Less: Promo for the Month	:	-
Net Equity Payment	:	1,004,209.45
Monthly Equity (25 months)	:	40,168.38
Loanable Amount (80%)	:	4,076,837.81

STEP UP EQUITY COMPUTATION

Downpayment (0.15)	:	779,407.09
20%	:	17,320.16
30%	:	29,227.77
50%	:	48,712.94
Loanable Amount (0.85)	:	4,331,640.17

BANK FINANCING

No. of years	Rate	Standard (20%)		Step-up (%)	
		Amortization	Income Req	Amortization	Income Req
5 yrs	8.5%	83,642.57	253,462.34	88,870.23	269,303.73
10 yrs	8.5%	50,546.95	153,172.59	53,706.14	162,745.88
15 yrs	8.5%	40,146.23	121,655.26	42,655.37	129,258.71
20 yrs	8.5%	35,379.75	107,211.35	37,590.98	113,912.06

Step Up in %		15%
Step Up in Months	1st	9
	2nd	8
	3rd	8
		25

Sample Computation

Phase	1
Block	32
Lot	5
Unit	ROCCA PLUS
Firewall Orientation	SA
Actual Lot Area	99
Floor Area	85.34
Remaining Equity (in months)	24

ROCCA PLUS SAMPLE COMPUTATION

Total Selling Price	:	4,388,047.72
Less: RF Discount (Promo)	:	(5,000.00)
Less: TSP Discount (Promo)	:	(150,000.00)
Net Total Selling Price	:	4,233,047.72
Add: 12% Vat	:	507,965.73
Add: Legal & Misc. Fees	:	438,804.77
Total Contract Price	:	5,179,818.21

STANDARD EQUITY COMPUTATION

Down Payment (20%)	:	1,035,963.64
Holding Fee	:	(15,000.00)
Less: Promo for the Month	:	-
Net Equity Payment		1,020,963.64
Monthly Equity (24 months)	:	42,540.15
Loanable Amount (80%)	:	4,143,854.57

STEP UP EQUITY COMPUTATION

Downpayment (0.15)	:	791,972.73
25%	:	24,749.15
35%	:	34,648.81
40%	:	39,598.64
Loanable Amount (0.85)	:	4,402,845.48



BANK FINANCING

No. of years	Rate	Standard (20%)		Step-up (%)	
		Amortization	Income Req	Amortization	Income Req
5 yrs	8.5%	85,017.52	257,628.85	90,331.12	273,730.66
10 yrs	8.5%	51,377.87	155,690.50	54,588.98	165,421.16
15 yrs	8.5%	40,806.18	123,655.08	43,356.56	131,383.52
20 yrs	8.5%	35,961.33	108,973.74	38,208.92	115,784.59

Step Up in %		15%
Step Up in Months	1st	8
	2nd	8
	3rd	8
		24

Sample Computation

Phase	1
Block	2
Lot	3
Unit	VITA
Firewall Orientation	F2F
Actual Lot Area	88
Floor Area	70
Remaining Equity (in months)	21



VITA SAMPLE COMPUTATION		
Total Selling Price	:	3,804,026.35
Less: RF Discount (Promo)	:	(5,000.00)
Less: TSP Discount (Promo)	:	(50,000.00)
Net Total Selling Price	:	3,749,026.35
Add: 12% Vat	:	449,883.16
Add: Legal & Misc. Fees	:	380,402.64
Total Contract Price	:	4,579,312.15

STANDARD EQUITY COMPUTATION		
Down Payment (20%)	:	915,862.43
Holding Fee	:	(15,000.00)
Less: Promo for the Month	:	-
Net Equity Payment	:	900,862.43
Monthly Equity (21 months)	:	42,898.21
Loanable Amount (80%)	:	3,663,449.72

STEP UP EQUITY COMPUTATION		
Downpayment (0.1)	:	472,931.21
25%	:	16,890.40
35%	:	23,646.56
40%	:	27,024.64
Loanable Amount (0.9)	:	4,121,380.93

BANK FINANCING					
No. of years	Rate	Standard (20%)		Step-up (%)	
		Amortization	Income Req	Amortization	Income Req
5 yrs	8.5%	75,161.28	227,761.46	84,556.44	256,231.64
10 yrs	8.5%	45,421.53	137,641.01	51,099.23	154,846.14
15 yrs	8.5%	36,075.44	109,319.51	40,584.87	122,984.45
20 yrs	8.5%	31,792.27	96,340.21	35,766.30	108,382.73

Step Up in %		10%
Step Up in Months	1st	7
	2nd	7
	3rd	7
		21

Sample Computation

Phase	2
Block	22
Lot	22
Unit	VITA
Firewall Orientation	SA
Actual Lot Area	88
Floor Area	70
Remaining Equity (in months)	32



VITA SAMPLE COMPUTATION		
Total Selling Price	:	4,228,078.18
Less: RF Discount (Promo)	:	(5,000.00)
Less: TSP Discount (Promo)	:	(50,000.00)
Net Total Selling Price	:	4,223,078.18
Add: 12% Vat	:	-
Add: Legal & Misc. Fees	:	422,807.82
Total Contract Price	:	4,645,886.00

STANDARD EQUITY COMPUTATION		
Down Payment (20%)	:	929,177.20
Holding Fee	:	(15,000.00)
Less: Promo for the Month	:	-
Net Equity Payment		914,177.20
Monthly Equity (32 months)	:	28,568.04
Loanable Amount (80%)	:	3,716,708.80

STEP UP EQUITY COMPUTATION		
Downpayment (0.15)	:	711,882.90
25%	:	16,179.16
35%	:	22,650.82
40%	:	28,475.32
Loanable Amount (0.85)	:	3,949,003.10

BANK FINANCING					
No. of years	Rate	Standard (20%)		Step-up (%)	
		Amortization	Income Req	Amortization	Income Req
5 yrs	8.5%	76,253.97	231,072.64	81,019.85	245,514.68
10 yrs	8.5%	46,081.87	139,642.03	48,961.99	148,369.66
15 yrs	8.5%	36,599.90	110,908.79	38,887.40	117,840.59
20 yrs	8.5%	32,254.46	97,740.80	34,270.37	103,849.60

Step Up in %		15%
Step Up in Months	1st	11
	2nd	11
	3rd	10
		32